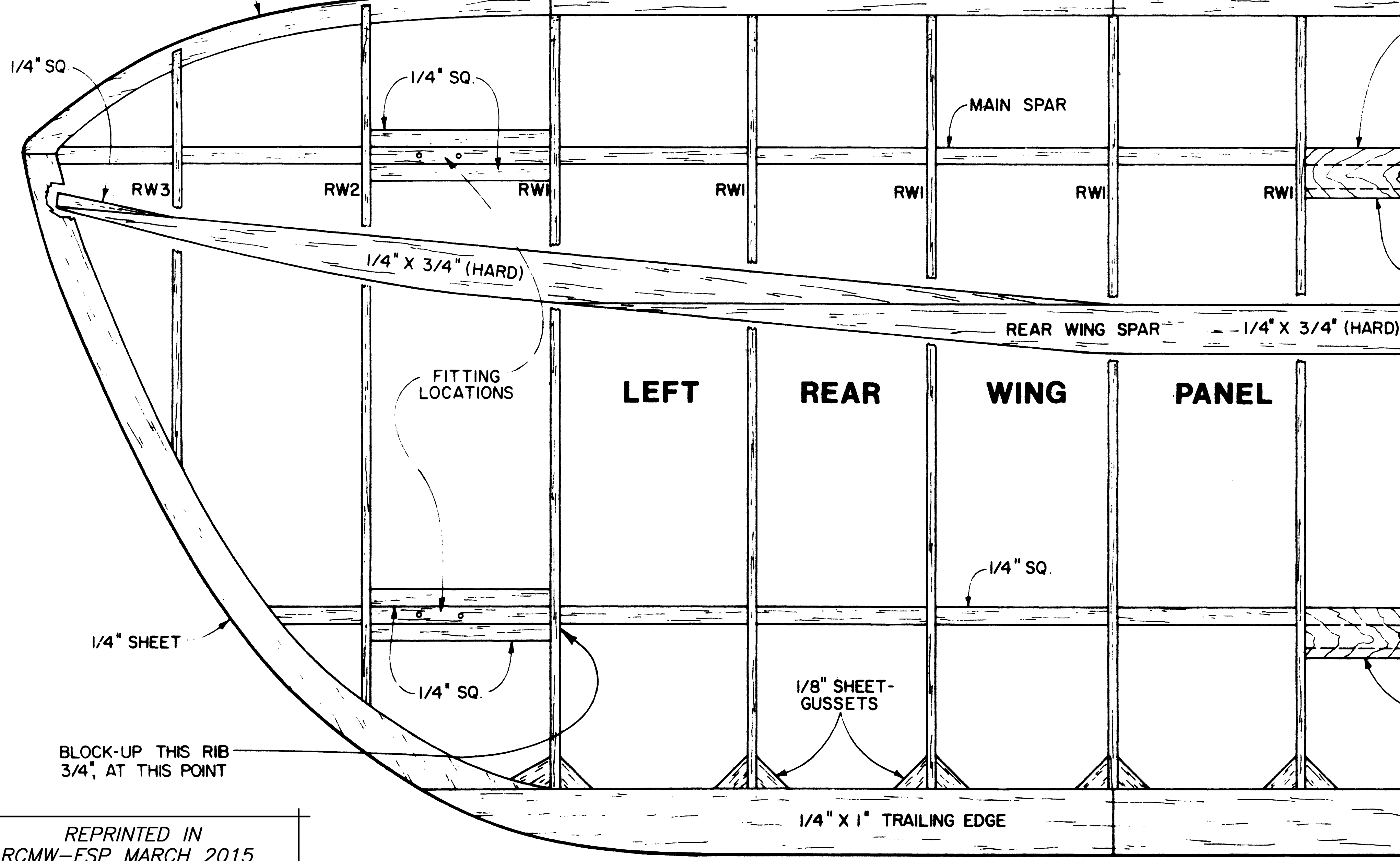
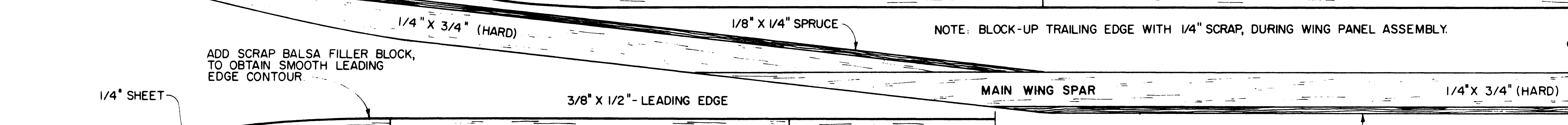


NOTE REVERSE PLAN SHEET AND RUB WITH OIL (TO MAKE IT TRANSLUCENT), IN ORDER TO ASSEMBLE RIGHT WING PANELS


NOTE POSITION 1/8" x 1/4" DIAGONAL BRACES TO CLEAR WING UNDERCAMBER



ARCHIVE #003604
 COOPERATIVE PLANS SERVICE
 www.co-op-plans.com
 COPYRIGHT 2015 - NOT FOR RESALE
 PLEASE DO NOT POST ON THE INTERNET
 CLICK HERE FOR INFO & FREE PLAN LIST

- MW1 1/8" SHEET (16 REQD)
- MW2 1/8" SHEET (2 REQD)
- MW3 1/8" SHEET (2 REQD)
- RW1 1/8" SHEET (10 REQD)
- RW2 1/8" SHEET (2 REQD)
- RW3 1/8" SHEET (2 REQD)

1/4 SCALE

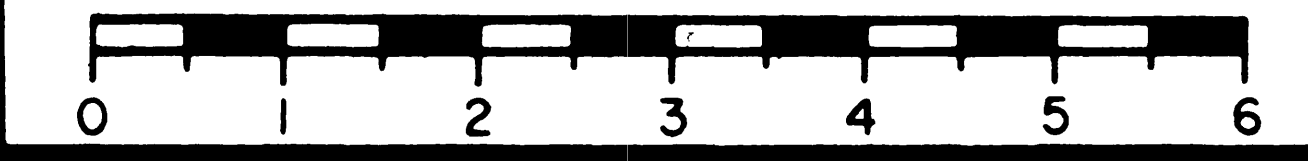


© RCM ALL COMMERCIAL RIGHTS RESERVED

POU DU CIEL

A VINTAGE HOMEBUILT SPORT SCALE DESIGN

DESIGNED BY RANDY WRISLEY PLANS BY *Bob Wallace*



NOTE. BLOCK-UP TRAILING EDGE WITH 1/4" SCRAP, DURING WING PANEL ASSEMBLY.

SHEET 2 OF 2

REPRINTED IN RCMW-FSP MARCH 2015
 www.fullsizeplans.com
 CLICK HERE TO GO TO WEBSITE

ORIGINALLY PUBLISHED IN RC MODELER NOVEMBER 1981